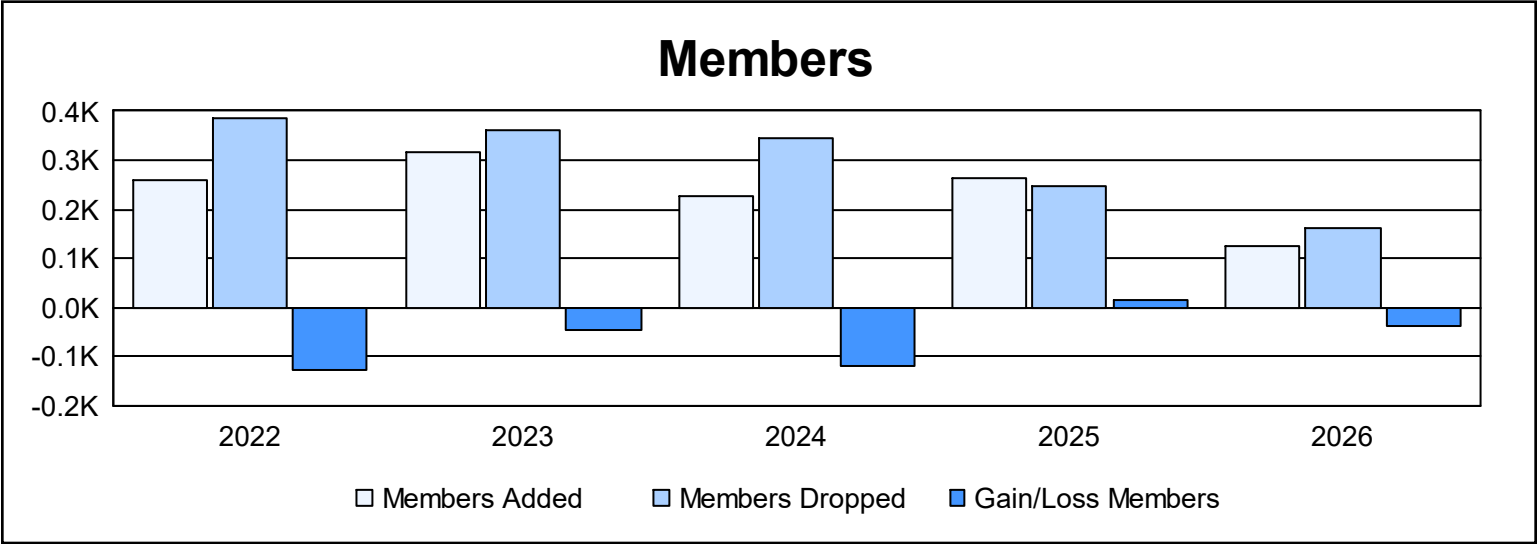
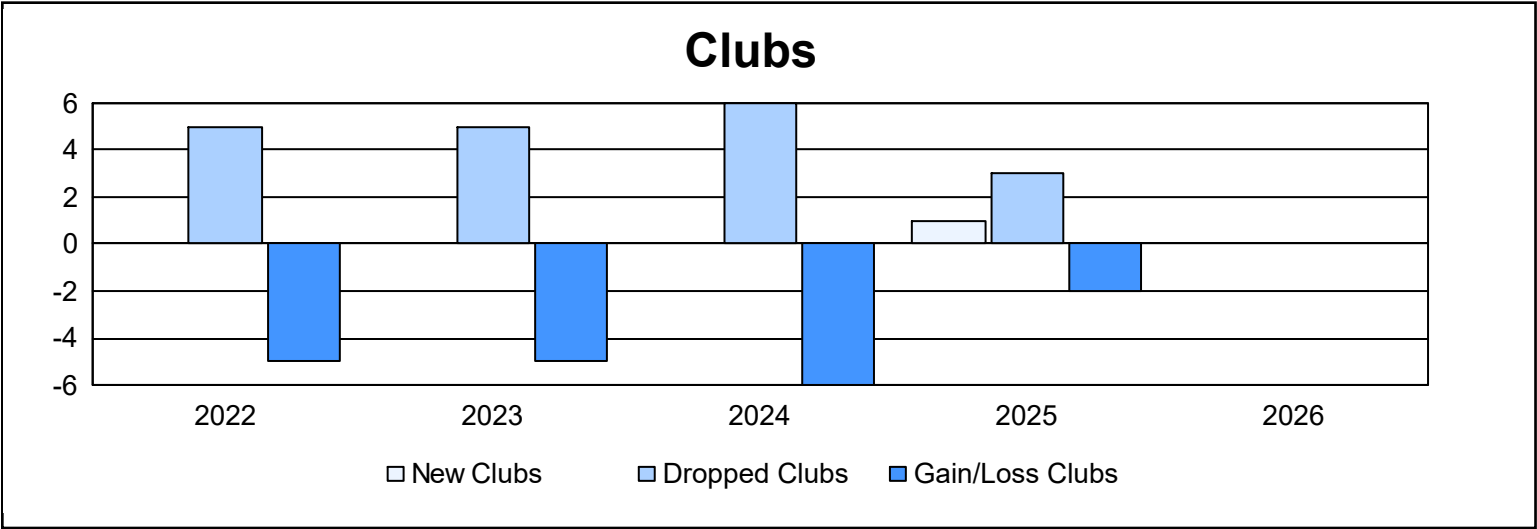
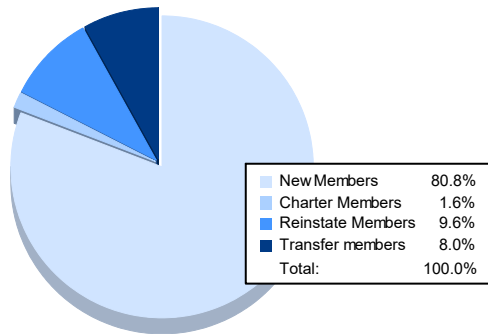


| Year | New Clubs | Dropped Clubs | Gain/ Loss Clubs | New Members | Charter Members | Reinstate Members | Transfer Members | Total Member Added | Total Members Dropped | Gain/ Loss Members |
|-----------|-----------|---------------|------------------|-------------|-----------------|-------------------|------------------|--------------------|-----------------------|--------------------|
| 2021-2022 | 0 | 5 | -5 | 208 | 6 | 26 | 19 | 259 | 387 | -128 |
| 2022-2023 | 0 | 5 | -5 | 274 | 5 | 13 | 24 | 316 | 362 | -46 |
| 2023-2024 | 0 | 6 | -6 | 196 | 0 | 6 | 23 | 225 | 345 | -120 |
| 2024-2025 | 1 | 3 | -2 | 197 | 24 | 25 | 17 | 263 | 249 | 14 |
| 2025-2026 | 0 | 0 | 0 | 101 | 2 | 12 | 10 | 125 | 162 | -37 |
| Average | 0 | 4 | -4 | 195 | 7 | 16 | 19 | 238 | 301 | -63 |



Membership Composition January 2026 Cumulative



Gender Composition January 2026 Cumulative

